




F30 Visual



Key information

- ✓ Shape Memory Impression.
- ✓ No dimensional shrinkage.
- ✓ Recommended for visual inspection of surface finish.
- ! Not compatible with the Double Blade Cutter.

Description

Plastiform is a high-precision silicone-based impression material used primarily for quality control and non-destructive dimensional testing in industry. It is a two-component, addition-curing, 1:1 (one to one) mixture, polymerizing without heating or odor.

Technical data

Initial Consistency	Final Consistency	Final Hardness	Max. Removal Constraint <small>(definition page 6)</small>	Elongation at break *	Impression resolution **
Fluid	Very Flexible	30 Shore A	20 %	160 %	1 μm
Density at 20°C	Temperature of decomposition	Flash point	Boiling point	Ignition temperature	
1,03 g/cm ³	ND	>110 °C	>300 °C	>350 °C	

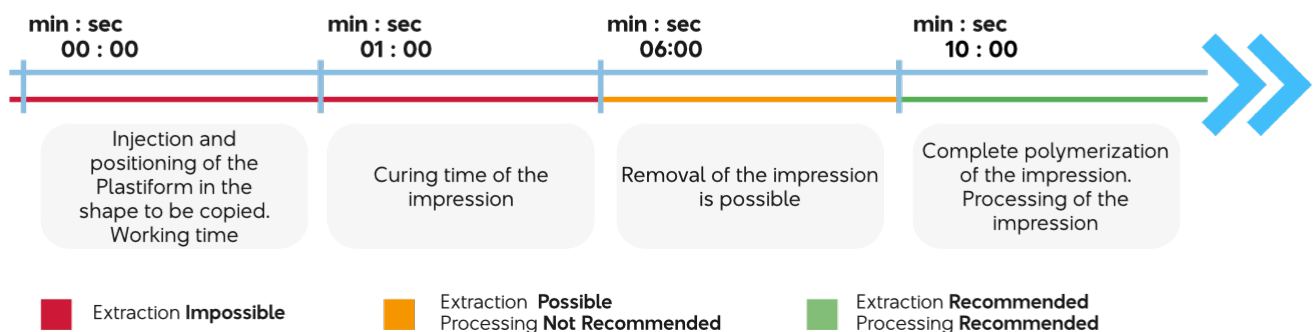
* Elongation at break defines the ability of a material to elongate before breaking when loaded in tension.

** The impression resolution is the smallest variation of the measured quantity that produces a perceptible variation of the indication delivered by the measuring instrument.

ND - Not Determined

Recommended application times (Data at 23°C / 50% HR)

It is recommended to wait for complete polymerization before extracting and processing the impressions.



● F30 Visual

Evolution of curing time / product temperature

Temperature is a factor with a direct influence on the curing time of Plastiform products. It is recommended to use the products at room temperature (~23°C).

Applications

The final impression is very soft and elastic (hardness 30 Shore A), so it is easy to extract from a part with undercut.



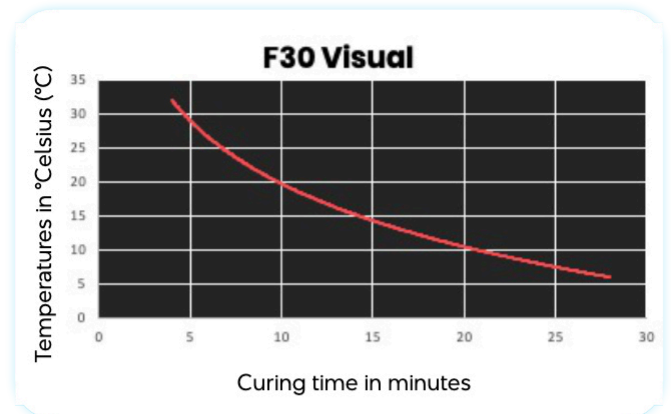
The F30 Visual has been **specially developed** for **visual inspection of the surface finish**. The impression retranscribes very precisely all details, surface defects (tool marks, scratches, streaks, cracks, pitting...) as well as shape defects (flatness, waviness, circularity...).

The replica is of a very high visual accuracy. **All surface details are reproduced on the plastiform**. The impression is not altered during the extraction stage which optimizes the results and will leave no trace of its passage in the controlled area.

Its shiny black color makes it easy to see during the inspection. F30 Visual is a very fluid plastiform. It is recommended to take this factor into account before carrying out any manipulation.

Secondary applications

F30 Visual is a product that can also be used for dimensional control. The F30 Visual impression is very flexible and can be checked without contact using visual measuring systems.



Example of use of the F30 Visual



Material compatibility

Plastiform can be used on all types of materials. However, an alteration of the chemical reaction of polymerization can occur in contact with latex, sulfur compounds, graphite, oils and greases, as well as certain titanium alloys (non-exhaustive list).

In general, the user is advised to conduct comprehensive tests to determine the suitability, effectiveness and safety of Plastiform for the intended application.

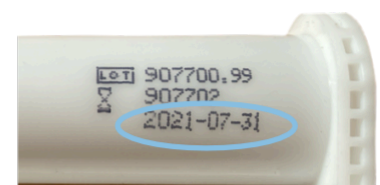
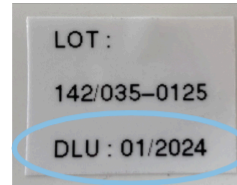
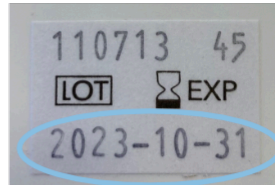


● F30 Visual

Shelf life / Storage / Conservation

The expiry date of Plastiforms is indicated on the products. It varies between 24 and 36 months (depending on the product) after the manufacturing of the product, if it is kept in its original packaging, well closed, and stored in a dry and temperate environment (between 15 and 25°C).

The expiry Date is indicated on the cartridge or under the jar as follows:



Once the product's validity date has been exceeded, Rivelec no longer guarantees the performance shown on this technical data sheet. It is then up to the user to proceed with tests, in order to determine the adequacy, the efficiency and the safety of Plastiform products with the application he is considering. Nevertheless, Rivelec has been able to confirm the conformity of Plastiform on products manufactured more than 5 years ago, untouched and stored in nominal conditions.

As long as that the materials have been stored at room temperature and that the original packaging has not been opened, Rivelec considers that it is safe to use the product up to one year after its expiration date. Rivelec recommends that tests be carried out by the customer before using expired products.

A change of aspect, of consistency or an abnormally long polymerization time allow to detect the alteration of the product.

Plastiform's performance can be potentially impaired if the products have been exposed to wide temperature variations or extreme temperatures (< 0 °C or > 55 °C).

In order not to pollute the components and thus alter the homogeneous mixture of Plastiform and the 1/1 ratio of the base and the catalyst, take care not to interchange the caps and to close the cartridges well after use.

Health & Environment


- ✓ Plastiforms are **non-toxic** and can be handled without PPE.
- ✓ None of the raw materials used in the manufacture of Plastiform products are classified as **CMR** (carcinogenic, mutagenic or toxic for reproduction).
- ✓ No Volatile Organic Compounds (**VOCs**) are used as raw materials in the manufacture of Plastiform.
- ✓ No substances / raw materials containing substances mentioned in the **REACH SVHC** list in a concentration > 0.1 % are present in the composition of Plastiform products.
- ✓ The polydimethylsiloxanes used in the manufacture of Plastiform products contain a maximum of 0.1% of **volatile cyclic siloxanes** D4, D5 and D6.
- ✓ No **nanoparticles** are used in the manufacturing of Plastiform products.
- ✓ No substance / raw material containing **substances of animal origin** is present in the composition of Plastiform products.
- ✓ No **halogenated hydrocarbons** (chlorinated, fluorinated, brominated) are present in elemental form in Plastiform.
- ✓ No substance / raw material containing **latex** is present in the composition of Plastiform products.
- ✓ Plastiform containers and impressions are classified as **non-hazardous non-inert waste** and more precisely as waste from organic chemical processes under code 07 02 17 "waste containing silicones" (according to annex I of article R 541-8 of the Environmental Code).



1 Degrease the part thoroughly.




2 Assemble the cartridge with the injector then mount them on the gun.



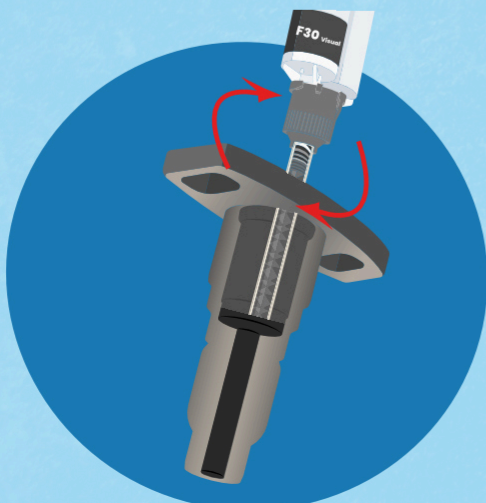
3 Expel the first sample of product that comes out of the injector. Check that the 2 components come out of the injector in equal quantities (homogeneous color).



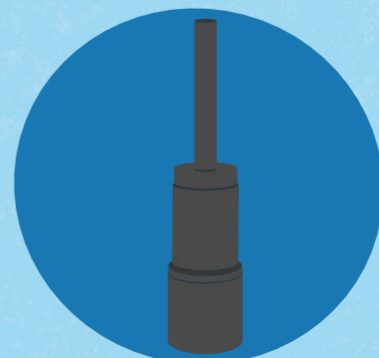
4 Insert the injector by putting it in direct contact with the surface of the part in order to avoid creating bubbles.



5 Inject the product with a circular motion as you go up. Keep the injector immersed and in contact with the surface of the part.



6 Wait until the curing time of the Plastiform is reached, then remove the impression.





● F30 Visual

Factors that may influence the measurement results

There is always some unavoidable margin of error between the measured value and the "true value".

The causes of uncertainty can be due to several factors, either during the making of the impression or during its measurement, and can therefore have an impact on the measurement result. The following is a non-exhaustive list of causes of uncertainty:

Measuring device

The measuring device can have an impact on the measured value of the replica. The following should be taken into account:

- ❗ **Compatibility between Device/Plastiform:** Some instruments are perfectly compatible with Plastiform impressions, others will have more difficulties. This is why a preliminary test is always recommended, especially for machines with optical detection (laser, scan, light...)
- ❗ **Calibration of the device**
- ❗ **Uncertainty associated with the instrument**
- ❗ **Contact pressure of the instrument:** too much contact pressure can deform the impression and distort the measurement result.

Method

The impression must be taken according to the procedure in the instructions for use and the recommendations in the data sheet.

- ❗ **Surface pollution:** The original surface of the part must be perfectly clean. A poorly degreased surface can lead to poor curing of the impression, and a poorly cleaned surface will have dust and residues that will pollute the Plastiform impression.
- ❗ **Plastiform product selection:** The choice of the Plastiform is essential. It must be adapted to the application (shape of the part, orientation of the part, extraction constraints, measuring system used, etc.).
- ❗ **Implementation:** Incorrect application of the product could lead to bubbles or defects in the final impression.
- ❗ **Removing the impression:** The impression must be sufficiently hard before it is removed (curing time). Premature removal of the impression will have an impact on its accuracy.
- ❗ **Exploitation of the impression:** The replica must be measured or evaluated after it has fully cured, as indicated on the data sheet.

Operator

- ❗ **Handling the impression:** The impression must be handled with care. The control surface must be preserved throughout the production, extraction and handling process.
- ❗ **Cutting with Double Blade Cutter:** A bad cut with the Double Blade Cutter can induce a loss of measurement precision (parallelism, deformation...).
- ❗ **Positioning the impression on the measuring device:** Since Plastiform is a rather soft material (even the most rigid ones), the impressions must be positioned so that they are not deformed during the measurement.
- ❗ **Measurement size:** Beyond a certain measurement distance, the margin of error logically tends to increase. This factor must be taken into account in the measurement strategy.

Plastiform Impression

- ❗ **Impression Volume:** If the impression is too large, there is a risk that it will deform under its own weight.
- ❗ **Cleanliness:** Plastiform material is slightly electrostatic and therefore attracts dust. A cleaning of the impression (with the help of Plastin) may be necessary so that this does not disturb the measurement.
- ❗ **Impression Condition:** The impression may be altered during handling (scratches, tears, deformations), resulting in geometrical defects. Although Plastiforms are resistant, they must be handled with the utmost care in order to obtain optimal results.
- ❗ **Adhesion:** Soft impressions may adhere slightly to surfaces. Incorrect positioning on the measurement support can therefore deform them.

● F30 Visual

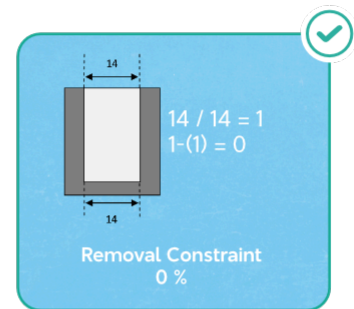
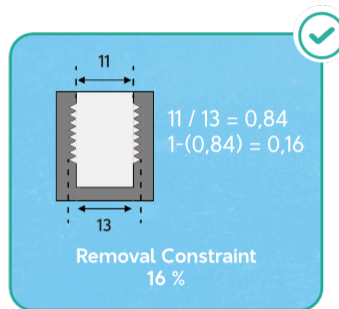
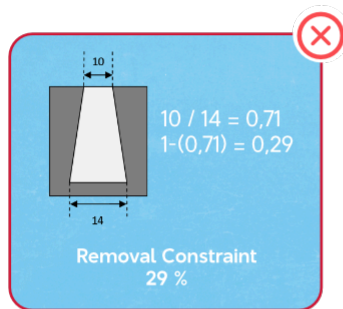
Removal Constraint

Determining the Removal Constraint of your part allows you to select the right Plastiform.

When taking an impression of a part, complex internal shapes can complicate the extraction: groove, internal angles, threading... We then say that there is a Removal Constraint (or undercut).

It is calculated using the following formula:

$$1 - \left[\frac{\text{Minimum size of the extraction hole}}{\text{Maximum internal dimension}} \right] = \text{Removal Constraint (\%)}$$



The F30 Visual has a 20% Removal Constraint

The higher the percentage, the softer and more elastic the product will need to be to be removed.

For a Removal Constraint = 29%, it is necessary to choose a product which accepts a constraint higher than 29%: F30 Max, F20 or F20 XL for example.

Available Packages

Each Plastiform cartridge box is equipped with injectors and tips.



CA-F30V-2

- ✓ 2 Cartridges of F30 Visual
- ✓ 12 Mixing nozzles
- ✓ 6 Nozzle tips



CA-F30V-8

- ✓ 8 Cartridges of F30 Visual
- ✓ 48 Mixing nozzles
- ✓ 6 Nozzle tips



CA-F30V-16

- ✓ 16 Cartridges of F30 Visual
- ✓ 48 Mixing nozzles
- ✓ 6 Nozzle tips

The information provided in our data sheets is based on our current knowledge and on the results of tests carried out under specific conditions. These data are in no way intended to establish a specification.

It is the user's responsibility to carry out complete tests under his own responsibility, in order to determine the suitability, efficiency and safety of Plastiform products for his intended application.

Rivelec cannot guarantee the compatibility of a Plastiform product with any application.

Rivelec rejects any responsibility in case of damage or incident resulting from the use of its products. The warranty conditions are governed by our general sales conditions.